


Format of holding of specified securities

- 1 Name of Listed Entity : Orient Bell Limited
- 2 Scrip Code/Name of Scrip/Class of Security : ORIENTBELL/530365/EQUITY
- 3 Share Holding Pattern Filed under: Reg. 31(1) (b) : Quarter Ended 30/09/2016
- 4 Declaration:

	Particulars	Yes	No
1	Whether the Listed Entity has issued any partly paid up shares	-	NO
2	Whether the Listed Entity has issued any Convertible Securities or Warrants?	-	NO
3	Whether the Listed Entity has any shares against which depository receipt are issued?	-	NO
4	Whether the Listed Entity has any shares in locked-in?	-	NO
5	Whether any shares held by promoters are pledge or otherwise encumbered?	-	NO



ORIENT BELL LIMITED

CORPORATE OFFICE: Iris House, 16 Business Centre
Nangal Raya, New Delhi - 110 046, India.
Tel.: +91 11 4711 9100, Fax: +91 11 2852 1273
REGD. OFFICE : 8 Industrial Area, Sikandrabad - 203 205 (U.P.) India.
Tel.: +91 5735 222 203 / 222 / 424, +91 81910 04575 / 76, Fax: + 91 5735 222 642
E-mail: customercare@orientbell.com, Website: www.orientbell.com
CIN: L14101UP1977PLC021546

Table I - Summary Statement holding of specified securities

Category (i)	Category of shareholder (ii)	Nos. of shares (iii)	No. of fully paid-up equity shares held (iv)	No. of partly paid-up equity shares held (v)	No. of shares underlying Depository Receipt (vi)	Total nos. shares held (vii) = (iv)+(v)+(vi)	Shareholding as a % of total no. of shares (calculated as per SCRR 1957) (viii) As a % of (A+B+C2)			Number of Voting Rights held in each class of securities (ix)		No. of Shares Underlying convertible securities (including Warrants) (X)	Shareholding as a % assuming full conversion of convertible securities (as a percentage of diluted share capital) (XI) = (VII) + (X) as a % of (A+B+C)	Number of Locked in shares (XII)		Number of Shares pledged or otherwise encumbered (XIII)	Number of equity shares held in dematerialized form (XIV)	
							Equity	Class equity	Total	Total as a % of (A+B+C)	No.			As a % of total Shares held (b)	No.			As a % of total Shares held (b)
(A)	Promoter & Promoter Group	10	10256655	-	-	10256655	73.25	10256655	73.38	-	-	-	73.25	-	-	10256655		
(B)	Public	12729	3745746	-	-	3745746	26.75	3720532	26.62	-	-	-	26.75	-	-	3348144		
(C)	Non Promoter - Non Public	-	-	-	-	-	-	-	-	-	-	-	-	-	-	-		
(C1)	Shares underlying DRs	-	-	-	-	-	-	-	-	-	-	-	-	-	-	-		
(C2)	Shares held by Employee Trusts	-	-	-	-	-	-	-	-	-	-	-	-	-	-	-		
	TOTAL	12739	14002401	-	-	14002401	100.000	13977187	100.000	-	-	-	100.000	-	-	13605099		

ORIENT BELL LIMITED

Table II - Statement showing shareholding pattern of the Promoter and Promoter Group

(1)	(2)	(3)	(4)	(5)	(6)	(7)	(8)	(9)	(10)	(11)	(12)	(13)		(14)	(15)	(16)
												(a)	(b)			
(1)	(2)	(3)	(4)	(5)	(6)	(7)	(8)	(9)	(10)	(11)	(12)	(13)		(14)	(15)	(16)
												(a)	(b)			
(1)	Indian			5	5172422							5172422	36.94			5172422
(i)	Individuals/Hindu undivided family															
	AAAHM2212E				364214							364214	2.60			364214
(ii)	Individuals															
	ACUPD8181H				536228							536228	3.83			536228
(iii)	Government															
	AGTFD5627P				100000							100000	0.71			100000
(iv)	Institutions															
	ADQPJ9198R				2898716							2898716	20.70			2898716
(v)	Foreign Portfolio Investor															
	MAFPD0855K				1273264							1273264	9.09			1273264
(vi)	Any Other															
(b)	Central Government/State Government(s)															
(c)	Financial Institutions/Banks															
(d)	Any Other															
(e)	Bodies Corporate			4	3005133							3005133	21.46			3005133
(i)	Alfa Mercantile Ltd.				2370							2370	0.02			2370
(ii)	Freesia Investment and Trading Co. Ltd.				536479							536479	3.83			536479
(iii)	Good Team Investment & Trading Co. Pvt. Ltd.				2378914							2378914	16.99			2378914
(iv)	Morning Glory Leasing & Finance Ltd.				87370							87370	0.62			87370
(v)	Trusts			1	2079100							2079100	14.85			2079100
(vi)	Orient Bell Holding Trust				2079100							2079100	14.85			2079100
(vii)	Sub-Total [A]1			10	10256655							10256655	73.25			10256655
(viii)	Foreign															
(a)	Individuals (Non-Resident Individuals/Foreign Individuals)															
(b)	Government															
(c)	Institutions															
(d)	Foreign Portfolio Investor															
(e)	Any Other															
(f)	FCBIs															
(g)	Sub-Total [A]2															
(h)	Total Shareholding of Promoter and Promoter Group (A1)+(A2)			10	10256655							10256655	73.25			10256655





Table III - Statement showing shareholding pattern of the Public shareholder

Category & Name of shareholders (i)	PAN (ii)	Nos. of shareholders (iii)	No. of fully paid-up equity shares held (iv)	No. of partly paid-up equity shares held (v)	No. of shares underlying Depository Receipt (vi)	Total nos. shares held (vii) = (iv)+(v)+(vi)	Shareholding % calculated as per SCRR, 1957 as a % of (A+B+C2) (viii)	Number of Voting Rights held in each class of securities (ix)			No. of Shares Underlying Outstanding convertible securities (including Warrants) (x)	Shareholding as a % assuming full conversion of convertible securities (as a percentage of diluted share capital) (xi) = (vii)/(x) as a % of (A+B+C)	Number of Locked in shares (xii)		Number of Shares pledged or otherwise encumbered (xiii)		Number of equity shares held in dematerialized form (xiv)
								Class Equity	Class Preference	Total			No. (a)	As a % of total Shares held (b)	No. (a)	As a % of total Shares held (b)	
(1) Institutions		8	5982	-	-	5982	0.04	5982	-	5982	0.04	-	-	NA	NA	16	
(a) Mutual Funds		-	-	-	-	-	-	-	-	-	-	-	-	NA	NA	-	
(b) Venture Capital Funds		-	-	-	-	-	-	-	-	-	-	-	-	NA	NA	-	
(c) Alternate Investment Funds		-	-	-	-	-	-	-	-	-	-	-	-	NA	NA	-	
(d) Foreign Venture Capital Investors		2	478	-	-	478	0.00	478	-	478	0.00	-	-	NA	NA	-	
(e) Foreign Portfolio Investors		12	5422	-	-	5422	0.04	5422	-	5422	0.04	-	-	NA	NA	950	
(f) Financial Institutions/Banks		2	2811	-	-	2811	0.02	2811	-	2811	0.02	-	-	NA	NA	2811	
(g) Insurance Companies		-	-	-	-	-	-	-	-	-	-	-	-	NA	NA	-	
(h) Provident Funds/Pension Funds		-	-	-	-	-	-	-	-	-	-	-	-	NA	NA	-	
(i) Any Other		-	-	-	-	-	-	-	-	-	-	-	-	NA	NA	-	
Foreign Institutional Investors		-	-	-	-	-	-	-	-	-	-	-	-	NA	NA	-	
QFI - Corporate		-	-	-	-	-	-	-	-	-	-	-	-	NA	NA	-	
Sub-Total (B)(1)		24	14693	-	-	14693	0.10	14693	-	14693	0.10	-	-	NA	NA	3777	
Central Government/State		-	-	-	-	-	-	-	-	-	-	-	-	NA	NA	-	
(2) Government(s)/President of India		-	-	-	-	-	-	-	-	-	-	-	-	NA	NA	-	
Sub-Total (B)(2)		-	-	-	-	-	-	-	-	-	-	-	-	NA	NA	-	
(3) Non-Institutions		-	-	-	-	-	-	-	-	-	-	-	-	NA	NA	-	
(a) Individuals		-	-	-	-	-	-	-	-	-	-	-	-	NA	NA	-	
i) Individual shareholders holding nominal share capital up to Rs.2 Lakhs.		12193	2541194	-	-	2541194	18.15	2541194	-	2541194	18.15	-	-	NA	NA	2164670	
ii) Individual shareholders holding nominal share capital in excess of Rs.2 Lakhs.		11	514683	-	-	514683	3.68	514683	-	514683	3.68	-	-	NA	NA	514683	
(b) NBFCs registered with RBI		2	1275	-	-	1275	0.01	1275	-	1275	0.01	-	-	NA	NA	1275	
(c) Employee Trusts		-	-	-	-	-	-	-	-	-	-	-	-	NA	NA	-	
Overseas Depositors (holding DRs)(balancing figure)		-	-	-	-	-	-	-	-	-	-	-	-	NA	NA	-	
(d) Any Other		402	564644	-	-	564644	4.03	539430	-	539430	3.85	-	-	NA	NA	554839	
Bodies Corporate		94	108112	-	-	108112	0.77	108112	-	108112	0.77	-	-	NA	NA	108055	
Non Resident Individual		3	1145	-	-	1145	0.01	1145	-	1145	0.01	-	-	NA	NA	1145	
Trusts		12705	3731053	-	-	3731053	26.65	3705839	-	3705839	26.47	-	-	NA	NA	3344667	
Sub-Total (B)(3)		-	-	-	-	-	-	-	-	-	-	-	-	NA	NA	-	
Total Public Shareholding (B) = (B)(1)+(B)(2)+(B)(3)		12729	3745746	-	-	3745746	26.75	3720532	-	3720532	26.57	-	-	NA	NA	3348444	



NOTE: No Institutions/Non Institutions holding more than 1% of total number of shares.

Table IV - Statement showing shareholding pattern of the Non Promoter - Non Public shareholder

Category & Name of Shareholders (i)	PAN (ii)	Nos. of shareholders (iii)	No. of fully paid up equity shares held (iv)	No. of partly paid-up equity shares held (v)	Nos. of underlying Depository Receipt (vi)	Total shares held (vii) = (iv)+(v)+(vi)	Shareholding % calculated as per SCRR, 1957 As a % of (A+B+C2) (viii)	Number of Voting Rights held in each class of securities (ix)			No. of Shares Underlying convertible securities (including Warrants) (x)	Shareholding as % assuming full conversion of convertible securities as a percentage of diluted share capital (xi) = (vii)+(x) as a % of (A+B+C)	Number of Locked in shares (xii)		Number of Shares pledged or otherwise encumbered (xiii)		Number of equity shares held in dematerialized form (xiv)
								Class x	Class y	Total			No. (a)	As a % of total Shares held (b)	No. (a)	As a % of total Shares held (b)	
(1) Custodian DR Holder	-	-	-	-	-	-	-	-	-	-	-	-	-	-	-	-	-
(2) Employee Benefit Trust (under SEBI (share based Employee Benefit) Regulations, 2014	-	-	-	-	-	-	-	-	-	-	-	-	-	-	-	-	-
Total Non-Promoter - Non-Public Shareholding (C)=(1)+(2)	-	-	-	-	-	-	-	-	-	-	-	-	-	-	-	-	-



Table III(A) - Statement showing Details of Shares which remain unclaimed

No. of shareholders	No. of Shares
108	25214

